


# LOST RIVER HDP

High Definition Porcelain

COLOR BODY PORCELAIN FLOOR & WALL TILE



floridatile



# LOST RIVER HDP High Definition Porcelain®

shown on front: **LRV20 12x24** Rush & **LRV24/M3x3CHEV** Cool Mix Mosaic

Lost River<sup>HDP</sup> is an affirmation to the surreal beauty of waterways that flow mysteriously through a subterranean world. These majestic passages lead to a landscape of magnificent formations, beautifully worn by water and time, and create an awe-inspiring canvas of soft colors and delicate veining. Lost River<sup>HDP</sup> is a serene, yet powerful homage to nature's artistry.

Four distinct and flourishing color options provide a natural springboard for design. Cascade Beige delicately mimics a light, golden sandstone for an on-trend, warm and inviting neutral. Rush Gray is equally tranquil, frothing with a more cool, invigorating tone. Adrift Taupe's combination of effervescent mid-tones offers a unique balance of color blended with striking, granular textures and veining. Torrent Black is perhaps the most dramatic of the collection with its deep pools of rich tone-on-tone dark grays and swirling black.

This color body field tile is available in 12x24 and 24x24 formats. A 3x24 bullnose and classic 25-piece mosaic are offered in all four colors. Adding a creative current to this line are two chevron mosaics in either warm or cool mixes. A sleek ¼ x 24 metallic liner rounds out this line with a modern installation element in Bronze, Coal, Copper, and Silver.

Lost River<sup>HDP</sup> porcelain tile is made in the USA in our Green Squared<sup>®</sup> certified Advanced Manufacturing Center in Lawrenceburg, KY. It includes pre-consumer recycled content and is GREENGUARD<sup>®</sup> and Porcelain Tile certified. Manufactured using proprietary HDP—High Definition Porcelain<sup>®</sup> printing technology and with the technical performance of porcelain, it is appropriate for most residential and commercial wall, countertop, backsplash, and most floor applications.



# COLOR VARIATION

---

Formats Available: 12x24, 24x24, M12 & M3x3CHEV

## CASCADE BEIGE

---



## RUSH GRAY

---



## ADRIFT TAUPE

---



## TORRENT BLACK

---





# CASCADE BEIGE



**LRV10 24x24**  
Cascade Beige



**LRV10 12x24**  
Cascade Beige



**LRV10/M12**  
Cascade Beige 25pc Mosaic



**LRV13/M3x3CHEV**  
Warm Mix Chevron Mosaic  
(Cascade Beige & Adrift Taupe)



**LRV60/L1/4x24**  
Copper Wall Liner\*

\* Liner substrate is aluminum. Please reference installation guide for proper application.

right: **LRV10 12x24** Cascade Beige





# RUSH GRAY



**LRV20 24x24**  
Rush Gray



**LRV20 12x24**  
Rush Gray



**LRV20/M12**  
Rush Gray 25pc Mosaic



**LRV24/M3x3CHEV**  
Cool Mix Chevron Mosaic  
(Rush Gray & Torrent Black)

**LRV80/L1/4x24**  
Silver Wall Liner\*

\* Liner substrate is aluminum. Please reference installation guide for proper application.

right: **LRV20 12x24** Rush Gray & **LRV24/M3x3CHEV** Cool Mix Mosaic






# ADRIFT TAUPE



**LRV30 24x24**  
Adrift Taupe



**LRV30 12x24**  
Adrift Taupe



**LRV30/M12**  
Adrift Taupe 25pc Mosaic



**LRV13/M3x3CHEV**  
Warm Mix Chevron Mosaic  
(Cascade Beige & Adrift Taupe)



**LRV50/L1/4x24**  
Bronze Wall Liner\*

\* Liner substrate is aluminum. Please reference installation guide for proper application.

right: **LRV30 24x24** Adrift Taupe & **LRV13/M3x3CHEV** Warm Mix Mosaic








# TORRENT BLACK



**LRV40 24x24**  
Torrent Black



**LRV40 12x24**  
Torrent Black



**LRV40/M12**  
Torrent Black 25pc Mosaic



**LRV24/M3x3CHEV**  
Cool Mix Chevron Mosaic  
(Rush Gray & Torrent Black)



**LRV70/L1/4x24**  
Coal Wall Liner\*

\* Liner substrate is aluminum. Please reference installation guide for proper application.

right: **LRV40 24x24** Torrent Black & **LRV20 12x24** Rush Gray







above: LRV10 12x24 Cascade Beige

Technical Specifications	Results <sup>1</sup>
ANSI <sup>®</sup> A326.3 <sup>2</sup>	Interior, Wet Plus (IW+)
Surface Hardness	7 Mohs
Break Strength	≥ 500 lbf. avg.
Water Absorption	≤ 0.5% <sup>3</sup>
Intended Use <sup>4</sup>	Residential, Light Commercial & Heavy Commercial

<sup>1</sup> Values are offered in good faith as being accurate and typical of normal production. Due to the natural variation of raw materials and manufacturing processes, the values of the purchased product for any particular installation may vary.

<sup>2</sup> For more information, visit [floridatile.com/productuseclassifications](http://floridatile.com/productuseclassifications).

<sup>3</sup> Average production value.

<sup>4</sup> Please visit [www.floridatile.com/intended-use](http://www.floridatile.com/intended-use) for further details.

Field Tile Nominal Size (in) <sup>1</sup>	Metric (cm)	Pcs./Sq Ft <sup>2</sup>	Thickness <sup>3</sup>	Edge
12x24	30x60	.5	9mm	Rectified
24x24	60x60	.25	9mm	Rectified

<sup>1</sup> These values may vary from lot to lot.

<sup>2</sup> These values are based on actual sizes including the grout joint.

<sup>3</sup> May not apply to textured surfaces or tiles with uneven back patterns such as mesh mounted mosaics.

Trim	Shape	SKU	Nominal Size (in) <sup>1</sup>	Metric (cm)
Bullnose		P43N9	3x24	7.5x60

<sup>1</sup> These values may vary from lot to lot

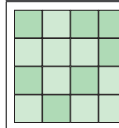
### Typical Uses

Lost River<sup>HDP</sup> color body porcelain floor and wall tile is appropriate for most residential and commercial wall, countertop, backsplash, and floor applications.

Notice: Not all flooring products are suitable for wet areas, specialized applications, or commercial use. Please refer to the American National Standard Specifications for Ceramic Tile (ANSI<sup>®</sup> A137.1) for ceramic, stone, and glass installation for specific usage and installation information.

This Florida Tile product will contribute to USGBC LEED<sup>®</sup> points and the ANSI<sup>®</sup> approved NAHB<sup>®</sup> Green Building Points.

### Color Variation



V2 Slight Variation

Color, texture, and finish variations may occur due to the nature of the product.

### Notes:

Country of origin and other product features and characteristics are subject to change due to manufacturing efficiencies and other factors. See retailer or product packaging to verify country of origin and other product characteristics.

Color reproductions in this printed piece may vary from actual tile colors. Final selection should be made from actual tile samples.

